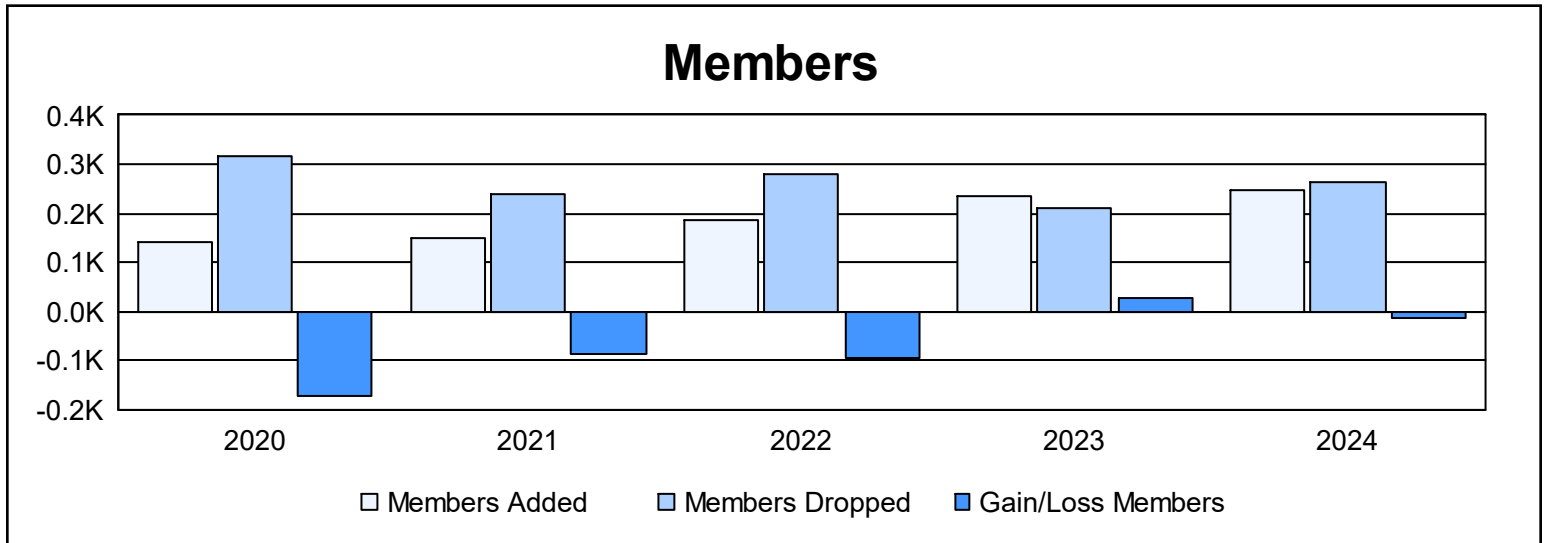
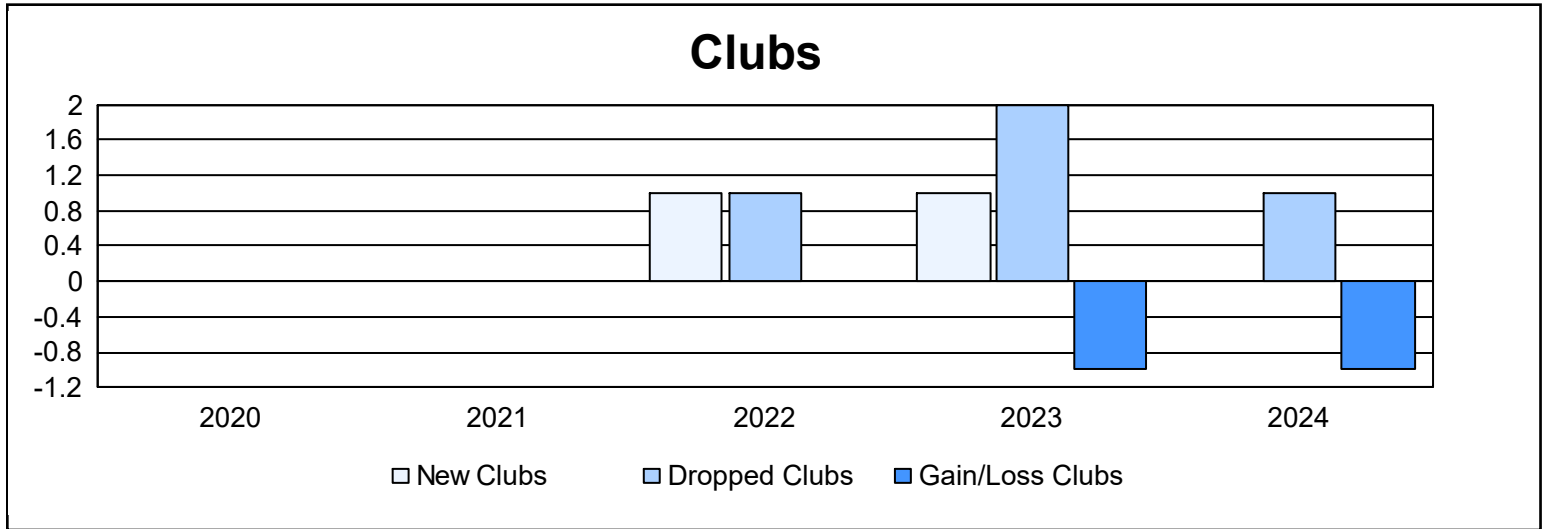
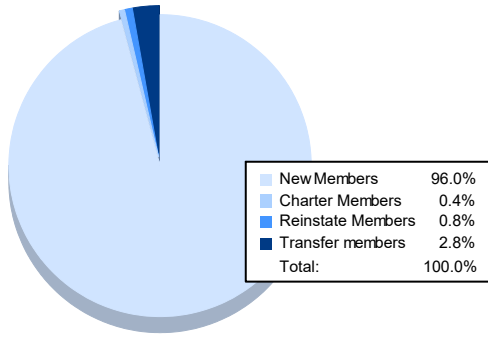


| Year | New Clubs | Dropped Clubs | Gain/ Loss Clubs | New Members | Charter Members | Reinstate Members | Transfer Members | Total Member Added | Total Members Dropped | Gain/ Loss Members |
|----------------|-----------|---------------|------------------|-------------|-----------------|-------------------|------------------|--------------------|-----------------------|--------------------|
| 2019-2020 | 0 | 0 | 0 | 140 | 0 | 1 | 1 | 142 | 315 | -173 |
| 2020-2021 | 0 | 0 | 0 | 146 | 1 | 1 | 3 | 151 | 237 | -86 |
| 2021-2022 | 1 | 1 | 0 | 152 | 28 | 1 | 4 | 185 | 278 | -93 |
| 2022-2023 | 1 | 2 | -1 | 200 | 31 | 3 | 1 | 235 | 209 | 26 |
| 2023-2024 | 0 | 1 | -1 | 238 | 1 | 2 | 7 | 248 | 263 | -15 |
| Average | 0 | 1 | 0 | 175 | 12 | 2 | 3 | 192 | 260 | -68 |



Membership Composition June 2024 Cumulative



Gender Composition June 2024 Cumulative

